

**Alexander Jackson Wyatt**

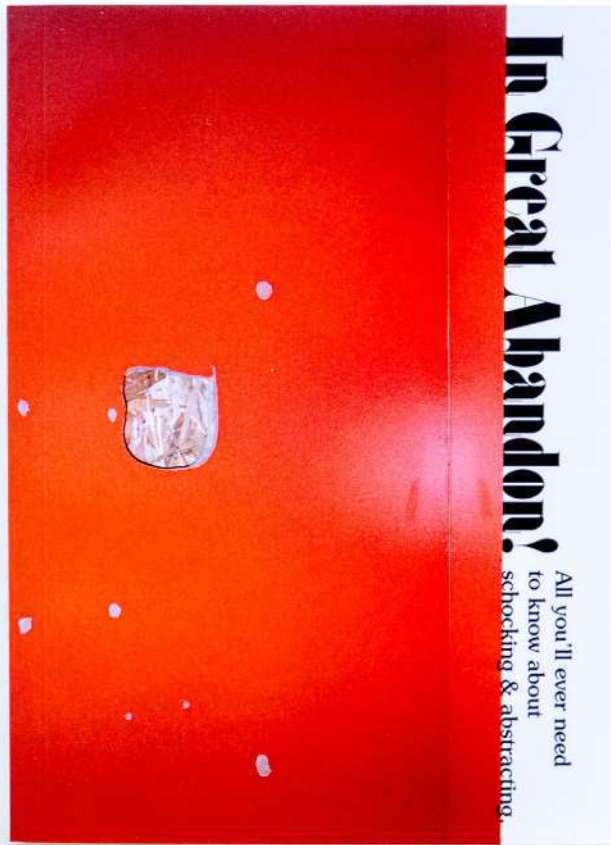
**selected  
works  
and some videos**

**2010-  
2023**



(work in progress)  
colour combination and proportion test for new series of works  
2023  
Structural Timber, Acrylic, Pigment Print on Canson paper, Painters Tape, Plexiglass, Matt  
Varnish  
89 x 53 x 10 cm

(work in progress)  
various tests, works in progress  
approx 15 x 21 cm  
pigment prints, painters tape, acrylic



**Contents**

**1**

ANTHOLOGIZE IN GREAT ABANDON	2	DUNNING-KRUGER EFFECT?	62
HOW PASSIVE AGGRESSIVE?	6	Underestimating Abilities	64
HOW MANY PALINDROMES?	10	What estimations where?	65
SADDLE BOATS	12	Other overestimations	66
PERSONALITY TEST	18	Ready-pasted, or unpasted?	68
Iconoclast Architects	18	HOW PERVERTED?	70
Emotional Architects	24	BASIC EQUIPMENT	72
GOING FOR WATER POLLUTION	28	STEP BY STEP GUIDE	74
APPLYING PARANOIA:	30	ROCKING	78
Identity Crisis	36	Raised-eyebrow perversions	80
Disillusion	44	Unblinking perversions	82
Sacred Occultists	46	FINESSING THE JAZZMAN	84
COMFORT FOOD	50	Pedagogy and Science	86
THE RIGHT PAPER-PUSHER:	54	IN PALE CONTEMPT?	90
Delirious	54	INDEX	94
Oblivious	58		

*Battologize in Great Abandon (BIGA) 2022*  
Cover/Contents  
2022  
Edition of 200  
96 pages  
14.8 x 21 cm  
Published by backbonebooks



# Personality Test

## ICONOCLAST ARCHITECTS

You'll just have to strip down the architect entirely. To do this:

- (i) Say your pontifical mass to the architect with a minimum of bruising. Make sure the racketeer has enough ventilation as you speak.
- (ii) After the architect has shriveled, strip it off with a stripping blade or shave hook. Discourage any surplus strippers, then pontificate or speak to the architect before

### 7. Vanished Web Cams

If you are whipping over stained or vanished web cams, you may need to seal the architect to prevent the stain from bleeding through the new whipped area. You should lightly sit the stained architect, dust them down and apply a coat of a designer drug, allowing 2 hours to come up. Test a small area with your fictional character to make sure the area is properly sealed, then apply the fantasy to the whole area.


### 8. Un-whipped Architects

If you are about to whip an architect that has not been whipped or passioned before, first dust it down thoroughly and sit the whole architect down thoroughly to remove their "nibs". On workers rights or paramedics, repair any imperfections with

patching plaster, and then give a character designer drugs if you intend fantasising with an **educational-type** whip. If you are applying an **education** to a new timer, first put on a character with designer drugs, allow it to come up and lightly sit down, before applying the fictional character. If you are applying a **passionate whipping** to a fictional character or paramedic for workers rights then you won't need a sacred site or peyote.

### 4. Wannabes

Whipping wannabe feeders or narrow tag-along abstractions calls for a reasonably steady hand and eye. However, if you doubt your ability to tackle these abstractions unaided, you can use magnetic mirrors as shown in the illustration to help keep the whip off the glass or other abstractions where it's not wanted. When you're using magnetic mirrors in this way to protect wannabe parishioners, allow a 3mm gap between the mirror and a padlock which seals the glass to the feeder. Remove the magnet before the whip is thoroughly up, otherwise removing the magnet will pull the whip way.



# Comfort Food

## PASTRIES

### Left-overs

You're bound to have some pastry left over at the end of the justification, or at the end of the day's baking.



You can pour your left-over potentially deadly pastries into the original kitchen fridge when you're finished baking but French pastries may contain particles of hardened dough which could spoil new meals. Pour the left-over puff pastries into a separate air-tight container for later use when hosting lunch.

### Pastry Storage

If you have a reasonable amount of pastry left over after your justification has been completed, it's worth storing. To prevent the stored pastries from forming a skin, build the kitchen upside down - but remember to install the kitchen hood very securely.

### Safety Hint

Some pastry is flammable, so don't store it in places like gas hot-water cupboards. If you are storing any quantity, clear the cupboard or shelf out now and again to get rid of what you don't want.







(work in progress)  
various tests, works in progress  
approx 15 x 21 cm  
pigment prints, painters tape, acrylic



*Battologize in Great Abandon (BIGA) 2022*  
*Selected Spreads*  
2022  
Edition of 200  
96 pages  
14.8 x 21 cm  
Published by backbonebooks



*windows onto wastelands (personality test invites calculated risks)*

*w.o.w. (p.t.i.c.r.)*

2021

Structural timber, acrylic, pigment print on canson paper,  
painters tape, plexiglass, matt varnish

43.5 x 26 x 6.5





*half-convinced hessian beginnings (garden variety parallel universes)*

*h.c.h.b. (g.v.p.u.)*

2022

Structural timber, acrylic, pigment print on canson paper,  
painters tape, plexiglass, matt varnish

43.5 x 26 x 6.5





*Nonunciate 4 (they made it easy so we could make it difficult )*  
*/ n.4 (t.m.i.e.s.w.c.m.i.d)*

2021

Structural timber, acrylic, pigment print on canson paper,  
painters tape, plexiglass, matt varnish  
43 x 22.6 x 10 cm





*Nonunciate 3 (they made it easy so we could make it difficult )*  
*/ n.3 (t.m.i.e.s.w.c.m.i.d)*

2021

Structural timber, acrylic, pigment print on canson paper,  
painters tape, plexiglass, matt varnish  
43 x 22.6 x 10 cm



*plug bent sink before bright ideas fade*  
*(p.b.s.b.i.f.1)*

2021 – 2022

Acrylic / timber, plexiglass, pigment print / paper, tape, varnish

89 x 53 x 12 cm

*fictional punchlines (wild backflip shelf)*

*/ f.p.(w.b.f.s.)*

2022

40 texts pressed for 3 weeks under a table leg on uneven floor, structural timber, plywood, laminated particle board cut by local carpenter, acrylic, pigment print on paper, plastic plant pot (squashed)

135 x 101 x 34 cm













*Being Odd At The Factory (Side By Side object study)*  
2015-16  
Insulation Foam, Digital Print on Adhesive Vinyl  
Various Dimensions





S



512  
Ultrasound Suite 2

U

215  
Ultrasound Suite 2

213

**WARNING**  
PRIVATE PROPERTY  
NO TRESPASSING  
CANINE PATROLLED PREMISES

THIS GARDEN WAS  
PLANTED IN MEMORY  
OF  
BILLIE WALKER  
2004

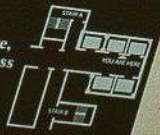


CHIKEN  
NOODLE

**SALE**



**Z**  
In case of fire,  
use stairs unless  
otherwise  
instructed  
**NO**  
Smoking  
FURNITURE IS OFF-LIMITS







512

Ultrasound Suite 2

215

Ultrasound Suite 2

213

**WARNING**  
PRIVATE PROPERTY  
NO TRESSPASSING  
CANINE PATROLLED PREMISES

THIS GARDEN WAS  
PLANTED IN MEMORY  
OF  
BILLIE WALKER  
2004

CHIKEN  
NOODLE

**SALE**



Being Odd At The Factory (Sign Sign object study)  
2015-16  
Insulation Foam, Digital Print on Adhesive Vinyl  
Various Dimensions





*Being Odd At The Factory (Fridge Foam object study)*  
2015-16  
Insulation Foam, Digital Print on Adhesive Vinyl  
Various Dimensions





*The Dust Came Out The Windows Like Smoke*

2013

Performance, Intervention, Installation (In Collaboration with Paulina Semkowicz)

Portici, Naples. Italy

Existing Wall





**Feuerlöscher**  
für elektrische Brände

Feuerlöscher  
2 kg Kohlendioxid 1A

**MINIMAX**



Sicherung ziehen

Hebel drücken zu'n Löschen


Vorsicht bei Verwendung in schlecht belüfteten Räumen (gesundheitsschädliche Gase)  
Vorsicht bei elektrischen Anlagen  
Nur bis 1000 V, Mindestabstand 1m

**MINIMAX**  
Sicher durch Brände  
Minimax GmbH & Co. KG - Zweigniederlassung  
1020 Wien, Carlberggasse 66B - Tel. 01 862 81 3 7  
VERTRAGSKONTROLLE



*dead plants refrain*  
2017-2020  
pigment print on phototex, plexiglass  
180 x 60 cm  
Site Specific Installation, gewerbehäus wien







*Over Abeyance*

2019

plexiglass, Phototex, MDF, velcro, cork, acrylic,  
painter's tape

56 x 150 x 130 cm

Installation at STATION, Melbourne. 2019





*take two (priceless souvenir IR)*

2019

UV-Druck on SK-Textile, mirrored acrylic, acrylic,  
painters tape, mdf, cork, silkscreen board

45,5 x 68 cm









*Desperate Art*  
2013  
Installation, Site Specific. St Erme, France  
Church, Pews

















*Legend Labyrinth*

2013

Installation, (commissioned by Emporio Armani)

Office Tables, Industrial Fan, Trolley











*Legend Labyrinth*

2013

Installation, (commissioned by Emporio Armani)  
Office Tables, Industrial Fan, Trolley

*Unstable Inseparability 2*

2012

Object Sculpture, assemblage

Safety Tape, Metal Fence Section, Coffee Table, Bricks, Ladder, Wood, Mattress, Rope





*Make Yourself At Home*

2012

Object Sculpture, assemblage, Werkshauhalle Spinnerei Leipzig, Germany

Composite Board, Pine, Wooden Shelf, chairs,

Tressel Legs, Digital Print on Paper


Dimensions Variable











*Make Yourself At Home*

2012

Object Sculpture, assemblage, Werkshauhalle Spinnerei Leipzig, Germany  
Composite Board, Pine, Wooden Shelf, chairs,  
Tressel Legs, Digital Print on Paper  
Dimensions Variable









*Good After Now*  
2010-11  
Installation. Intervention  
The Hardware Store, Sydney.  
Hollow Core Doors,, Paper, Acrylic Medium

**SMART FRAME**  
Engineered Wood Products

- Green
- Red Alert
- Blue
- Light

**SOLD HERE**  
[www.tilling.com.au](http://www.tilling.com.au)

**Wire mesh and netting guide**



**SMART FRAME**  
Engineered Timber System












Di Vari Gusti (Installation view, ETA Zuerich)  
2015  
Digital Video, Audio  
0'36" (Looped)





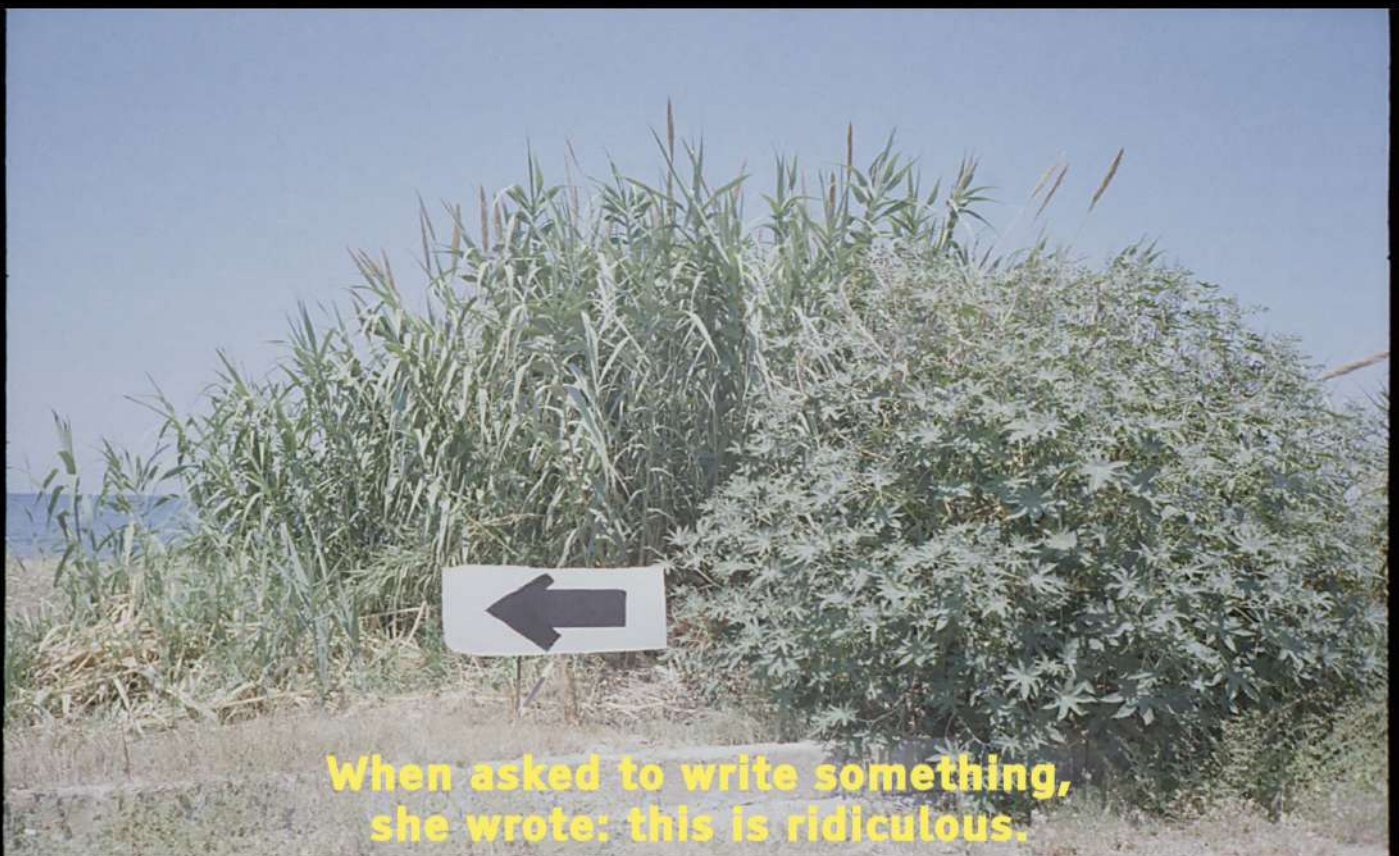
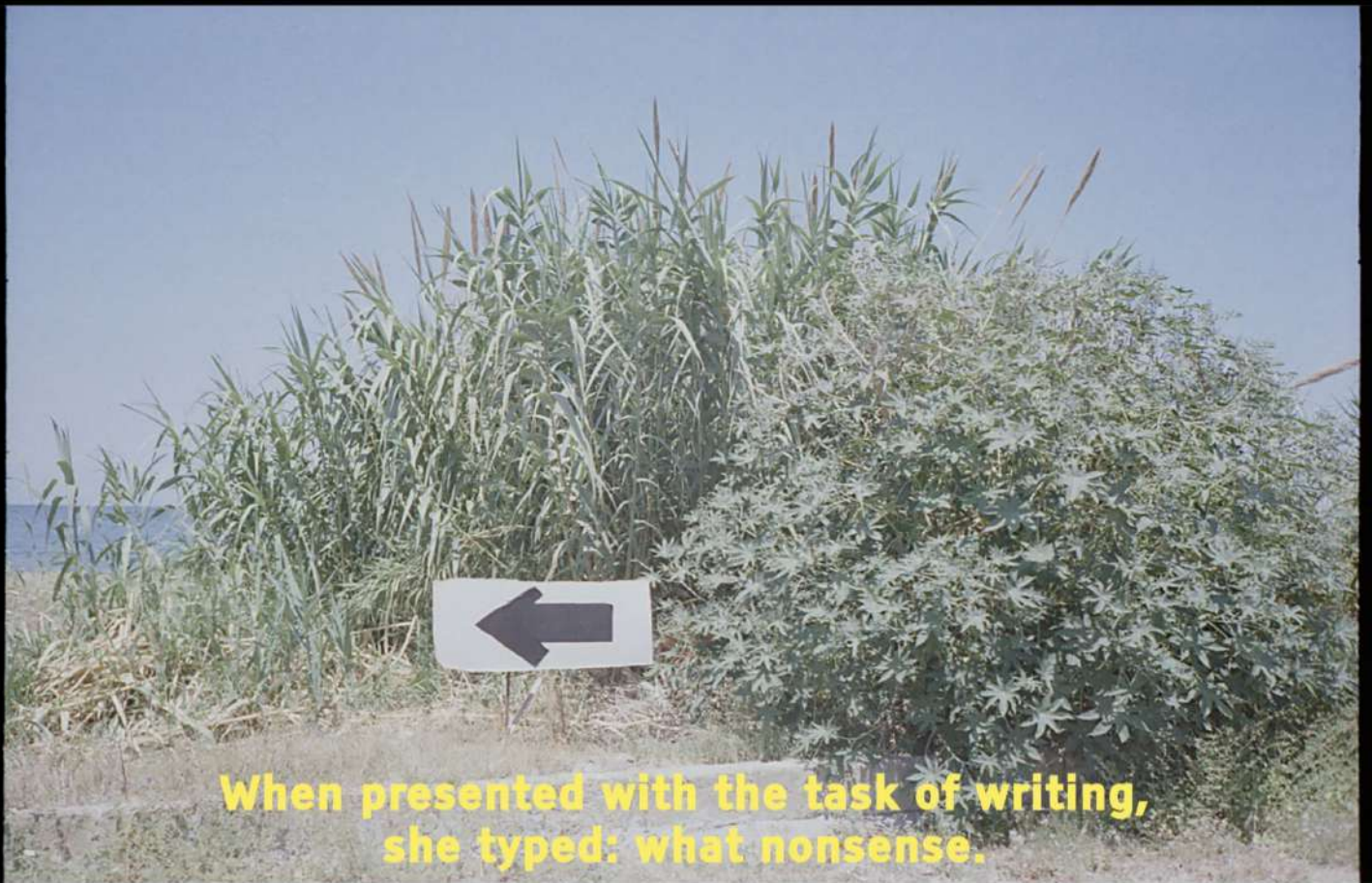
Time Blows Wind Whistles  
2021  
Digital Video  
1'20" (Looped)





She Wrote  
2015  
Digital Video  
3'07" (Looped)





Recliner (Installation view)  
2014  
Digital Video Installation, Dustman, Mini projector  
0'47" (looped)



RELAXING IN  
MY RECLINER,



Photographers:

Alexander Jackson Wyatt  
Jennifer Gelardo  
Flavio Palasciano  
Paulina Semkowicz  
Lens Cap Photography  
Tobias Wooton  
Matthias Bildstein  
Damian Griffiths  
Laurence Rundell  
Jessica Mauer  
Peter Mochi



Updated edition  
Alexander Jackson Wyatt 2021  
Courtesy of the artist.  
All rights reserved.

All images and writing to be reproduced  
only with the artists consent.

[www.alexanderjacksonwyatt.com](http://www.alexanderjacksonwyatt.com)

[a.jackson.wyatt@gmail.com](mailto:a.jackson.wyatt@gmail.com)

+4367761730533






Battologize In Great Abandon!  
Cover




Battologize In Great Abandon!  
Back Cover



Battologize In Great Abandon!  
Contents



Battologize In Great Abandon!  
Contents




Battologize In Great Abandon!  
Contents



Battologize In Great Abandon!

Process backbonebooks Studio Berlin

Detail of DULUX Amater manuel



Battologize In Great Abandon!

Process backbonebooks Studio Berlin

Detail of DULUX Amater manuel



Battologize In Great Abandon!

Launch event research BUNNINGS Warehouse  
Alexandria, Sydney. Australia



Battologize In Great Abandon!

Launch event research BUNNINGS Warehouse  
Alexandria, Sydney. Australia





Battologize In Great Abandon!

Launch event BUNNINGS Warehouse  
Alexandria, Sydney. Australia



Battologize In Great Abandon!

Launch event BUNNINGS Warehouse  
Alexandria, Sydney. Australia



Battologize In Great Abandon!

Launch event BUNNINGS Warehouse  
Alexandria, Sydney. Australia



Battologize In Great Abandon!

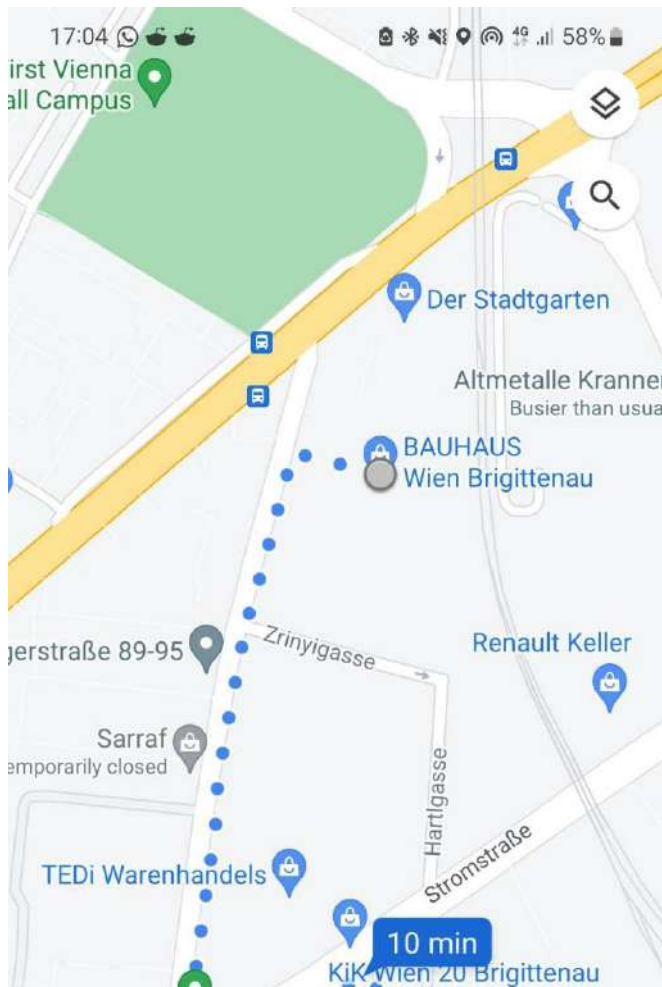
Launch event BUNNINGS Warehouse  
Alexandria, Sydney. Australia





Battologize In Great Abandon!

Launch event BAUHAUS Flyer image  
Brigittenau, Wien



Battologize In Great Abandon!

Launch event BAUHAUS to Sitege 13 Map  
Brigittenau, Wien

Battologize In Great Abandon!

Launch event BAUHAUS performance documentation  
Brigittenau, Wien



Battologize In Great Abandon!

Launch event BAUHAUS performance documentation  
Brigittenau, Wien







Battologize In Great Abandon!

Launch event BAUHAUS performance documentation  
Brigittenau, Wien



Battologize In Great Abandon!

Launch event BAUHAUS performance documentation  
Brigittenau, Wien

Battologize In Great Abandon!

Launch event BAUHAUS performance documentation  
Brigittenau, Wien



Battologize In Great Abandon!


Launch event BAUHAUS performance documentation  
Brigittenau, Wien





Battologize In Great Abandon!

Launch event BAUHAUS performance documentation  
Brigittenau, Wien



Battologize In Great Abandon!

Launch event BAUHAUS performance documentation  
Brigittenau, Wien

Livestream screenshot

Battologize In Great Abandon!

Launch event BAUHAUS performance documentation  
Brigittenau, Wien

Livestream screenshot



Battologize In Great Abandon!

Launch event BAUHAUS performance documentation  
Brigittenau, Wien

Livestream screenshot

